

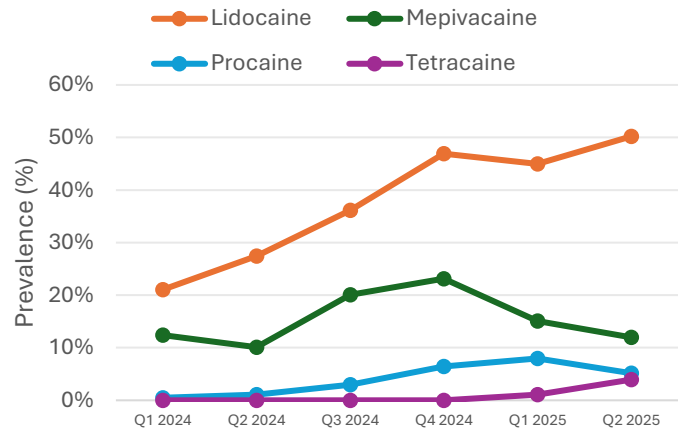
# Overdose-Related Trends in Marion County, IN | Q2 2025

## Paraphernalia Surveillance

**Background:** A sample of syringes from Safe Syringe Access and Support (SSAS) are collected and analyzed through the Indiana Department of Health State Laboratory. The results help identify which substances are detected in Marion County. In Quarter 2 2025, a total of 674 paraphernalia items were tested across all participating safe syringe sites. Please note: A sample of the syringes are removed from containers for testing which may increase the risk of selection bias. In addition, syringes collected each month may vary, as syringes are collected from 5 safe syringe sites across Marion County. Due to the nature of testing, it is unknown the number of times the paraphernalia was used, so the substances detected on a syringe may not reflect the substances in a single drug product.

- Local anesthetics are medications to numb a certain area. Recent trends have shown local anesthetics co-detected in illicit substances, such as fentanyl<sup>1</sup>.
- Lidocaine is the most frequently seen anesthetic. **Lidocaine reached a peak prevalence in Q2 2025, with detection in 50% of samples.**
- Health Implication: Local Anesthetics can cause numbness, increased heart rate, low blood pressure, lightheadedness, slow breathing.<sup>1</sup>

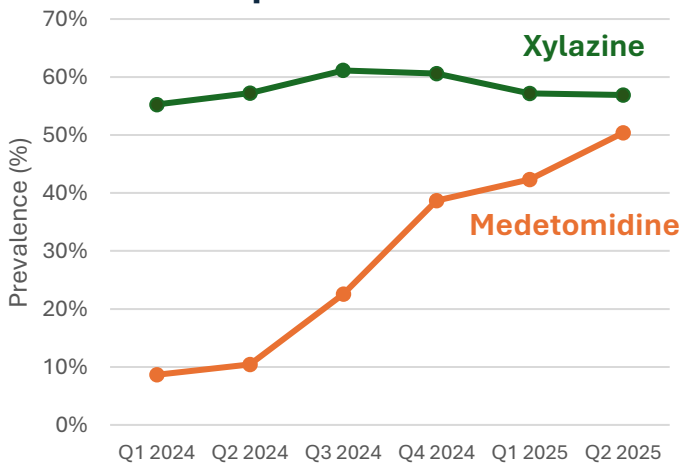
### Local Anesthetic Trends



### Notable Trends

- The prevalence of **carfentanil** remains high. In Q2 2025, 16.7% of samples contained carfentanil.
- BTMPS**, a plastic stabilizer found in illicit drug market was found on average in 31% of samples.

### Tranquilizer Trends



- Xylazine and Medetomidine are the most common tranquilizers detected. They are substances used in veterinary sedative. However, Medetomidine is suspected to be up to 100-200x more potent than Xylazine.
- From Q1-Q2, Medetomidine has increased by 16.6%.**
- Health Implication: Medetomidine can cause severe withdrawals with the following symptoms: Fast heart rate, uncontrollable nausea<sup>2</sup>

If you have questions about the data, please contact [epidemiology@marionhealth.org](mailto:epidemiology@marionhealth.org). Prepared by Epidemiology DR5759.

1. Palamar, J. J., DeBord, J. S., Krotulski, A. J., & Goldberger, B. A. (2025). Local Anesthetics Adulterating the Illicit Fentanyl Supply. *JAMA Psychiatry*, 82(8), 755-756. <https://doi.org/10.1001/jamapsychiatry.2025.0952>  
2. Medetomidine: What you need to know about the new street drug taking over Philly. (n.d.). Substance Use Philly. Retrieved September 10, 2025, from <https://www.substanceusephilly.com/medetomidine>

# Overdose-Related Trends in Marion County, IN | Q2 2025

## Suspected Drug Intoxication Deaths

**Background:** This report is created in coordination between the Marion County Public Health Department (MCPHD) and the Marion County Coroner's Office (MCCO). All cases included in this report are suspected drug intoxication deaths. These deaths are still under investigation by the MCCO and are subject to change as toxicology reports are completed. Confirmed statistics will be included in the MCCO's next annual report.

### Q2 2025 Overview

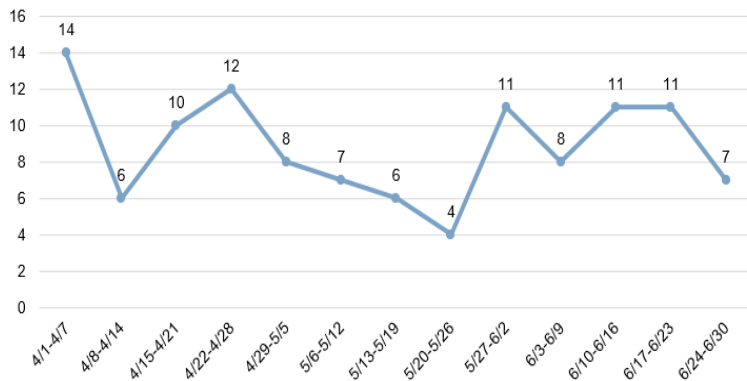
Q2 2024  
124 Deaths

Q2 2025  
115 Deaths

Percent Change  
▼ 7.3%  
From previous year

- In Q2 2024, there were 124 suspected drug intoxication deaths, but in Q2 2025, there were **115 deaths (7.3% decrease)**
- Out of the 115 suspected deaths, 14 (12%) deaths occurred between 4/1 – 4/7, which accounted for the most deaths by week for Q2 2025

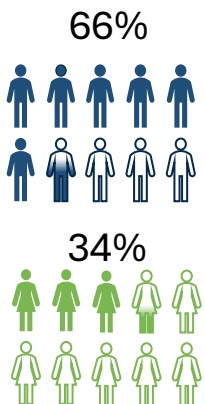
### Weekly Trends



### Notable Toxicology Trends

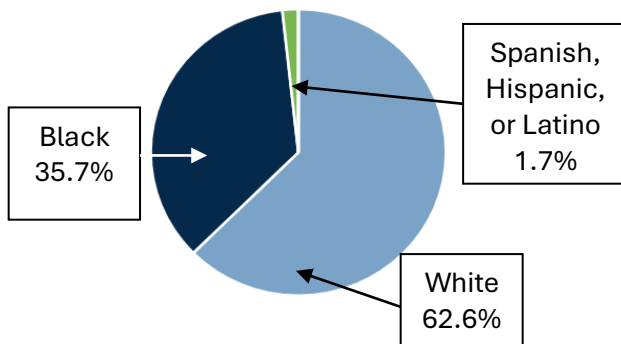
- Benzodiazepines** increased in Q2 2025, breaking into the top 5 substances detected.
- Cocaine** increased by 9%, while **Alcohol** decreased by 11%

### By Sex

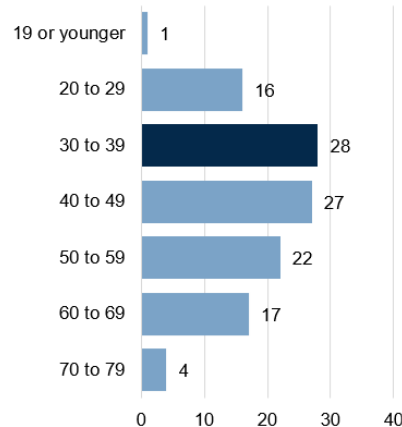


### Demographic Distribution

#### By Race & Ethnicity



### By Age Group



**Disclaimer:** This report was supported by the Centers for Disease Control and Prevention (CDC) of the U.S. Department of Health and Human Services (HHS) as part of Overdose Data to Action: LOCAL (CDC-RFA-CE-23-0003). The contents are those of the authors and do not necessarily represent the official views of, nor an endorsement by, CDC/HHS or the U.S. Government. All data in this report was collected and provided by the MCCO.